



vancouver 2010




vancouver 2010

LES JEUX PARALYMPIQUES



PRINT+FOLD

quatchi



CUT

FOLD

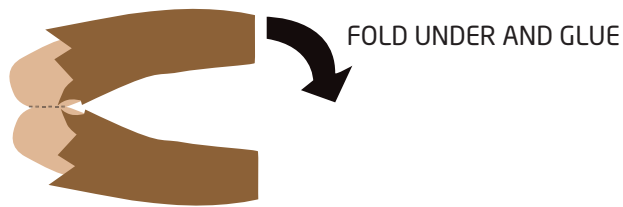
VANCOUVER2010.COM

PRINT+FOLD

Quatchi




1. Cut out all Quatchi pieces.
2. Fold arms along dotted line and glue.



3. Fold all tabs down.



4. Glue the tabs to Quatchi's back, followed by the tabs attached to his front.



5. Glue the final side tab to Quatchi's back.

